








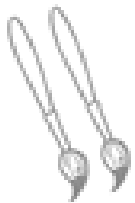






Name: \_\_\_\_\_

Key Question: Can I use the plural s or es?

S2S: Understand the terms singular and plural, recognise that if the word ends in s, x, z, ch, or sh, the plural is usually formed by **adding 'es'**.

### Challenge 1

Singular	Plural
 <b>cup</b>	 <b>cup__</b>
 <b>apple</b>	 <b>apple__</b>
 <b>bee</b>	 <b>bee__</b>
 <b>glass</b>	 <b>glass__</b>
 <b>brush</b>	 <b>brush__</b>
 <b>horse</b>	 <b>horse__</b>
 <b>car</b>	 <b>car__</b>


Name: \_\_\_\_\_

Key Question: Can I use the plural s or es?

S2S: Understand the terms singular and plural, recognise that if the word ends in s, x, z, ch, or sh, the plural is usually formed by **adding 'es'**.

### Challenge 2

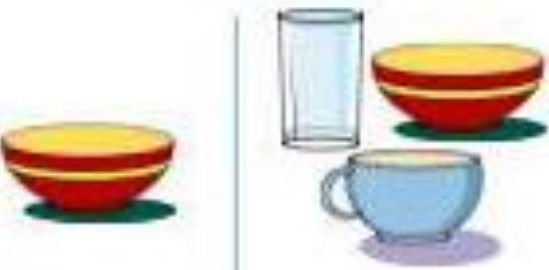
Make each word plural by adding **s** or **es** at the end.



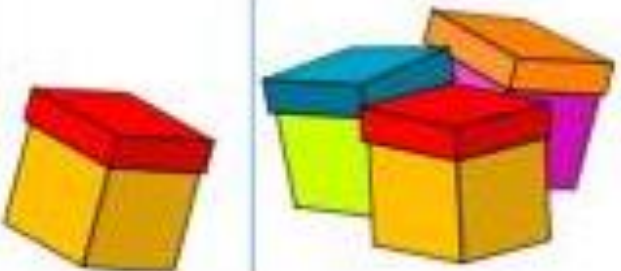
cat \_\_\_\_\_




ring \_\_\_\_\_



dish \_\_\_\_\_



box \_\_\_\_\_



duck \_\_\_\_\_



dress \_\_\_\_\_